

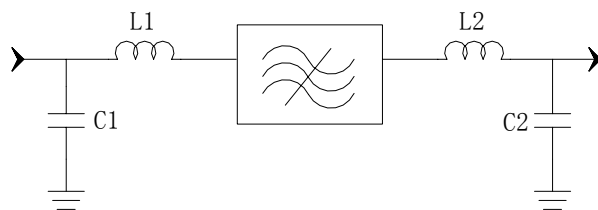
Specifications

Parameter	Unit	Minimum	Typical	Maximum
Center Frequency	MHz	166.72	166.8	166.88
Insertion Loss	dB		23	24.5
3 dB Bandwidth	MHz	7.8	7.82	
30 dB Bandwidth	MHz		8.7	8.8
40 dB Bandwidth	MHz		8.87	9.1
Passband Variation	dB		1	1.2
Group Delay Variation($f_0 \pm 3.12\text{MHz}$)	nsec		100	200
Absolute Delay			2.69	4
Ultimate Rejection	dB	40	45	
Substrate Material			112LT	
Ambient Temperature	°C		25	
Package Size		DIP2712 (27.2x12.7x5.2mm3)		

Notes:

1. All specifications are based on the test circuit shown
2. In production, devices will be tested at room temperature to a guardbanded specification to ensure electrical compliance over temperature
3. Electrical margin has been built into the design to account for the variations due to temperature drift and manufacturing tolerances
4. This is the optimum impedance in order to achieve the performance show

Matching Configuration




L1=L2=18nH

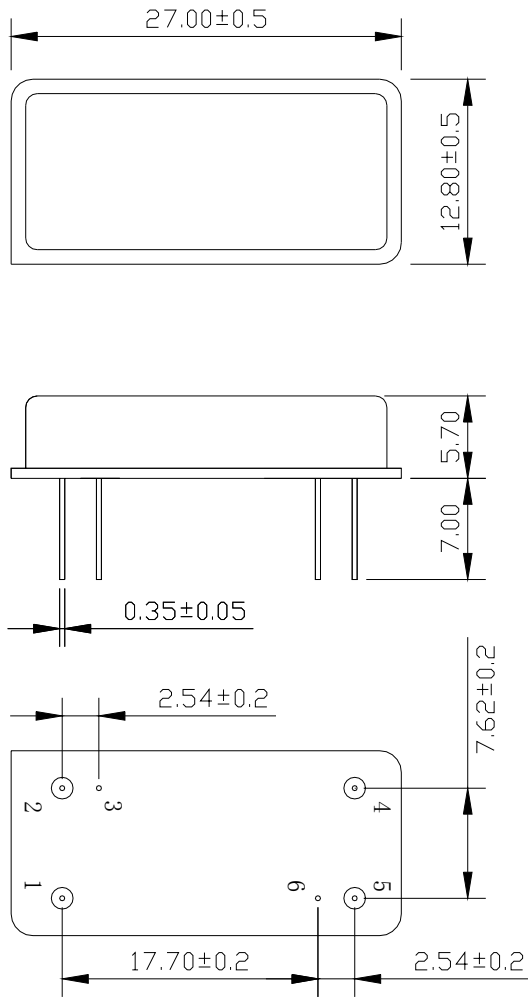
C1=C2=47pF

Source/Load Impedance=50 ohm

Notes - Component values may change depending on board layout.

	SIPAT Co., Ltd. (CETC No. 26 Research Institute) Nanping Huayuan Road No. 14 Chongqing, China, 400060	Part Number	LBT16601	
		Rev. Date	2005-3-28	
		Rev.	1.0	Page

Package Dimension

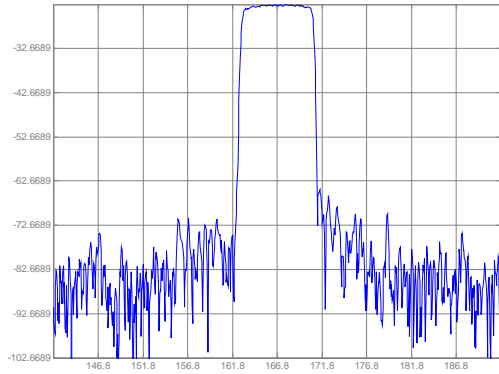


SIPAT Co., Ltd.
(CETC No. 26 Research Institute)
Nanping Huayuan Road No. 14
Chongqing, China, 400060

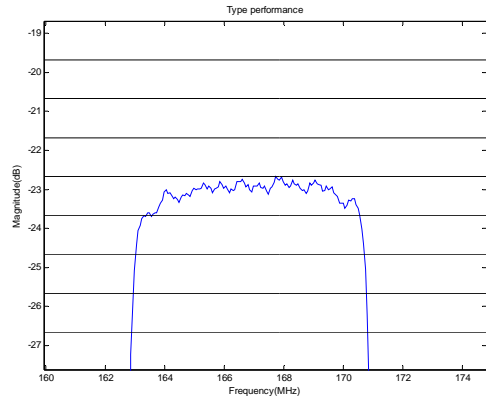
Part Number	LBT16601	
Rev. Date	2005-3-28	
Rev.	1.0	Page 2/3

Typical Performance

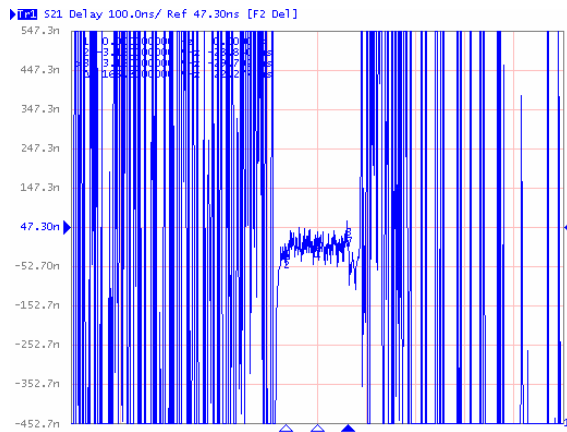
Frequency Respond



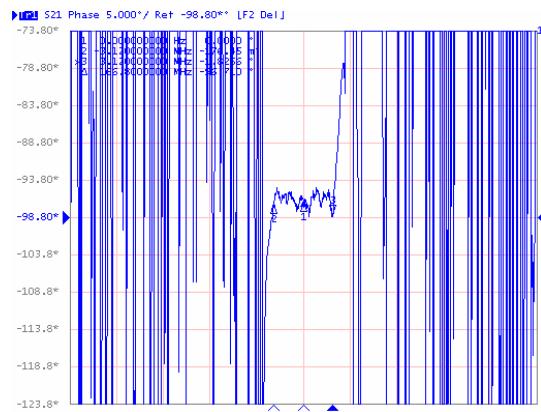
Passband Respond



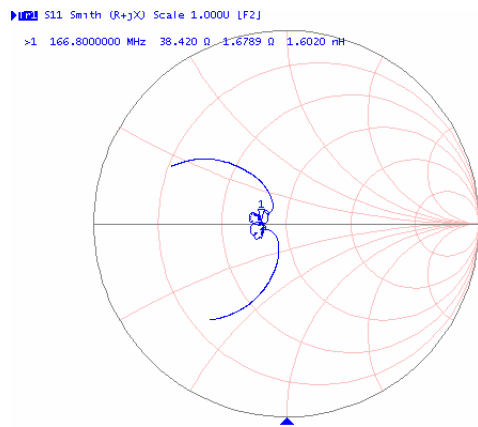
Group Delay Variation($f_0 \pm 3.12\text{MHz}$)



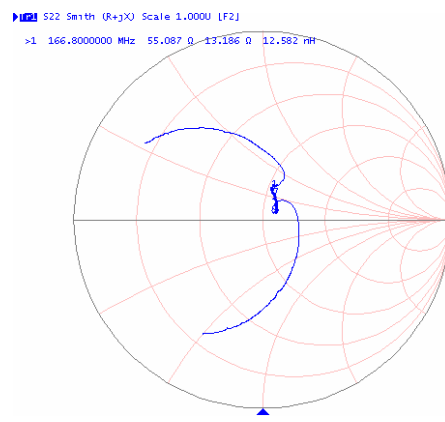
Phase Linearity($f_0 \pm 3.12\text{MHz}$)



Simth Chart S11



Simth Chart S22



SIPAT Co., Ltd.
(CETC No. 26 Research Institute)
Nanping Huayuan Road No. 14
Chongqing, China, 400060

Part Number	LBT16601	
Rev. Date	2005-3-28	
Rev.	1.0	Page 3/3